

# 37 100m Breaststroke Women Final

Official

**NZR** Open New Zealand Long Course Record **1:07.67** 2024-03-15 Monique Wieruszowski

**18yr NZR** 18 Years New Zealand Long Course Record **1:09.06** 2023-04-02 Auckland, N... North Shore Swimming Club

**17yr** 17 Years New Zealand Long **1:09.26** 2006-12-15 Annabelle Carey

Show more

☰ Qualified ☰ Heats 📄 Summary

## 1 Final 13 years

heat Started at: 04:46 PM (- 1 min)

Official

Lane	Competitor	Age	Club	RT	PTS	Rank	Result
0	Amber Whitehead	13	Aqua...	+0.78		8	<b>1:23.33</b> Entry: 1:26.23
	50m: 38.97						100m: 1:23.33 (44.36)
1	Ambre Sercan (V)	13	Dum...	+0.70		9	<b>1:23.96</b> Entry: 1:23.89
	50m: 39.28						100m: 1:23.96 (44.68)
2	Annabelle Shields	13	Puke...	+0.55		7	<b>1:22.99</b> Entry: 1:23.09
	50m: 38.21						100m: 1:22.99 (44.78)
3	Teresa Sun	13	Unite...	+0.57		2	<b>1:18.88</b> Entry: 1:21.84
	50m: 36.49						100m: 1:18.88 (42.39)
4	Channelle Huang	13	North Shore Swimming	+0.81		1	<b>1:17.40</b> Entry: 1:19.39
	50m: 35.25						100m: 1:17.40 (42.15)
5	Eve Lu	13	Unite...	+0.64		3	<b>1:20.28</b> Entry: 1:21.32
	50m: 37.35						100m: 1:20.28 (42.93)
6	Holly Sorenson	13	Porir...	+0.66		5	<b>1:21.25</b> Entry: 1:22.62
	50m: 37.23						100m: 1:21.25 (44.02)
7	Olivia Vivian	13	Whar...			4	<b>1:21.00</b> Entry: 1:23.32
	50m: 38.31						100m: 1:21.00 (42.69)
8	Sophie Peters	13	Hamil...	+0.69		6	<b>1:22.76</b> Entry: 1:24.51
	50m: 38.68						100m: 1:22.76 (44.08)
9	Mackenzie Jury	13	Liz v...	+0.66		10	<b>1:25.52</b> Entry: 1:26.53
	50m: 39.97						100m: 1:25.52 (45.55)

## 2 Final 14 years

heat Started at: 04:50 PM (- 1 min)

Official

Lane	Competitor	Age	Club	RT	PTS	Rank	Result
------	------------	-----	------	----	-----	------	--------



















0	Scarlett Botes	14	Napi...	+0.80	9	1:25.01 Entry: 1:23.29
	50m: 39.20		100m: 1:25.01 (45.81)			
1	Sienna Morrison	14	Kow...	+0.55	8	1:21.71 Entry: 1:22.51
	50m: 38.44		100m: 1:21.71 (43.27)			
2	Lily McGrath	14	Nept...	+0.59	5	1:17.46 Entry: 1:19.43
	50m: 36.83		100m: 1:17.46 (40.63)			
3	Grace Wills	14	TBS...	+0.78	2	1:16.46 Entry: 1:18.45
	50m: 36.31		100m: 1:16.46 (40.15)			
4	Emily Rope	14	Unite...	+0.73	1	1:14.24 Entry: 1:14.26
	50m: 34.97		100m: 1:14.24 (39.27)			
5	Bianca Chan	14	Rosk...	+0.69	4	1:16.84 Entry: 1:17.93
	50m: 35.83		100m: 1:16.84 (41.01)			
6	Hannah Sampson	14	Swi...	+0.72	3	1:16.80 Entry: 1:18.97
	50m: 36.31		100m: 1:16.80 (40.49)			
7	Victoria Cherrier (V)	14	Dum...	+0.67	7	1:20.46 Entry: 1:21.49
	50m: 37.30		100m: 1:20.46 (43.16)			
8	Francesca Vial	14	Gree...	+0.72	6	1:20.27 Entry: 1:22.82
	50m: 36.85		100m: 1:20.27 (43.42)			
9	Keyla Kaddour (V)	14	Dum...	+0.78	10	1:26.36 Entry: 1:24.27
	50m: 40.47		100m: 1:26.36 (45.89)			

3 heat		Final 15 years				Official		
Started at: 04:53 PM (- 1 min)								
Lane	Competitor	Age	Club	RT	PTS	Rank	Result	
0	Olivia McBride	15	Kiwi ...	+0.66		10	1:21.69 Entry: 1:21.11	
	50m: 37.65		100m: 1:21.69 (44.04)					
1	Ashlee Baars	15	Vikin...	+0.59		7	1:19.89 Entry: 1:20.64	
	50m: 37.03		100m: 1:19.89 (42.86)					
2	Phoebe Perini (V)	15	Austr...	+0.71		5	1:18.36 Entry: 1:19.22	
	50m: 37.04		100m: 1:18.36 (41.32)					
3	Nicola Lovell	15	Blen...	+0.76		4	1:17.83 Entry: 1:18.69	
	50m: 36.38		100m: 1:17.83 (41.45)					
4	Bridie Quayle	15	Whar...	+0.77		1	1:13.28 Entry: 1:17.30	
	50m: 34.63		100m: 1:13.28 (38.65)					
5	Alex McIntosh	15	Unite...	+0.67		3	1:16.40 Entry: 1:17.67	
	50m: 35.22		100m: 1:16.40 (41.18)					

6	Paige Franklin	15	Cent...	+0.68	2	1:16.20 Entry: 1:19.03
	50m: 35.95		100m: 1:16.20 (40.25)			
7	Kiri Lovatt	15	Club ...	+0.63	6	1:19.65 Entry: 1:19.24
	50m: 37.25		100m: 1:19.65 (42.40)			
8	Colbie Gibson	15	Nort...	+0.73	8	1:20.49 Entry: 1:20.86
	50m: 37.13		100m: 1:20.49 (43.36)			
9	Ciara Hearn	15	Tawa...	+0.71	9	1:21.06 Entry: 1:21.42
	50m: 38.17		100m: 1:21.06 (42.89)			

4 heat		Final 16 years		Started at: 04:57 PM (- 1 min)		Official	
Lane	Competitor	Age	Club	RT	PTS	Rank	Result
0	Maisie Penman	16	Parn...	+0.69		8	1:20.40 Entry: 1:20.36
	50m: 37.85		100m: 1:20.40 (42.55)				
1	Ania Maritz	16	Nort...	+0.69		10	1:23.35 Entry: 1:19.74
	50m: 38.12		100m: 1:23.35 (45.23)				
2	Jessica Cochran	16	Puke...	+0.56		6	1:17.22 Entry: 1:19.00
	50m: 35.72		100m: 1:17.22 (41.50)				
3	Grace Jeromson	16	TBS...	+0.70		4	1:14.09 Entry: 1:16.17
	50m: 34.65		100m: 1:14.09 (39.44)				
4	Monique Wieruszowski	16	Nort...	+0.70		1	1:08.05 Entry: 1:09.14
	50m: 31.24		100m: 1:08.05 (36.81)				
5	Helena Huettemeyer	16	Coas...	+0.70		2	1:13.94 Entry: 1:15.29
	50m: 34.54		100m: 1:13.94 (39.40)				
6	Jasmine Lyles	16	Phoe...	+0.69		3	1:14.07 Entry: 1:17.04
	50m: 34.87		100m: 1:14.07 (39.20)				
7	Kate Hurley	16	Pirat...	+0.60		5	1:16.97 Entry: 1:19.10
	50m: 36.30		100m: 1:16.97 (40.67)				
8	Ava Neems	16	Howi...	+0.70		7	1:19.07 Entry: 1:20.12
	50m: 36.82		100m: 1:19.07 (42.25)				
9	Zaniqua Pratt-Smith	16	Mt M...	+0.76		9	1:21.16 Entry: 1:20.81
	50m: 37.48		100m: 1:21.16 (43.68)				

5 heat		Final 17-18 years		Started at: 05:00 PM (- 1 min)		Official	
Lane	Competitor	Age	Club	RT	PTS	Rank	Result
0	Hannah King	18	Vikin...	+0.76		8	1:18.14 Entry: 1:19.63

	50m: 36.95	100m: 1:18.14 (41.19)				
1	 Louise Ecclestone	17	 Unite... +0.54	7	1:17.75	Entry: 1:18.79
	50m: 36.21	100m: 1:17.75 (41.54)				
2	 Elisha Lam	17	 TBS... +0.67	6	1:17.55	Entry: 1:17.66
	50m: 35.36	100m: 1:17.55 (42.19)				
3	 Mya Ketel	17	 Nels... +0.74	4	1:16.40	Entry: 1:17.24
	50m: 35.88	100m: 1:16.40 (40.52)				
4	 Mulan Chan See	17	 Unite... +0.71	3	1:16.37	Entry: 1:16.86
	50m: 35.89	100m: 1:16.37 (40.48)				
5	 Sophia Molnar	17	 Whar... +0.71	5	1:16.46	Entry: 1:17.22
	50m: 34.88	100m: 1:16.46 (41.58)				
6	 Abby Davidson	18	 Unite... +0.77	2	1:15.56	Entry: 1:17.26
	50m: 35.10	100m: 1:15.56 (40.46)				
7	 Alex Campion	17	 Unite... +0.51	1	1:14.88	Entry: 1:17.87
	50m: 35.05	100m: 1:14.88 (39.83)				
8	 Samantha Wilson	18	 Nels... +0.73	9	1:19.26	Entry: 1:18.80
	50m: 36.88	100m: 1:19.26 (42.38)				
9	 Jayda Hancock	17	 Stratf... +0.74	10	1:21.15	Entry: 1:20.11
	50m: 37.77	100m: 1:21.15 (43.38)				